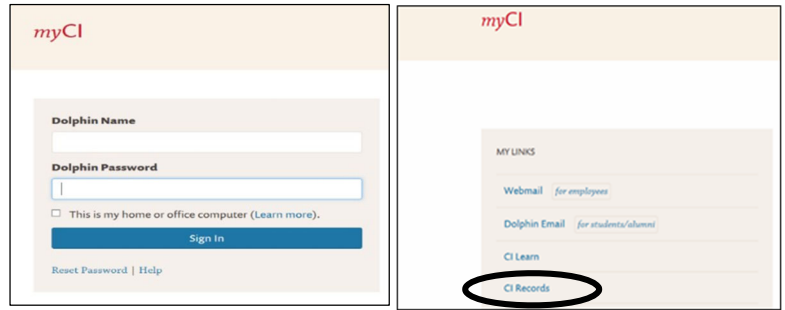


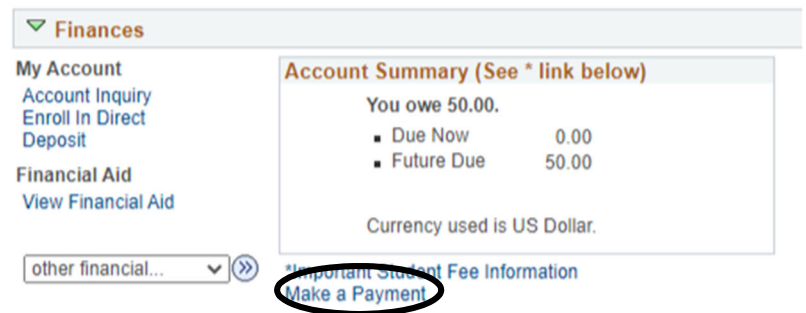
## Online Orientation Payment Process

### Login:

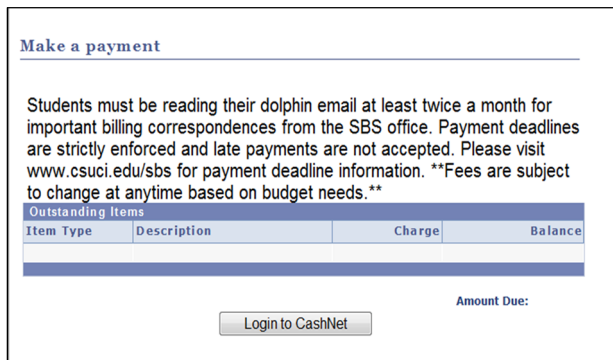
1. Log on to <https://myci.csuci.edu> or connect through [www.csuci.edu](http://www.csuci.edu) and click on the **MyCI** icon, using your Dolphin log in name and password. Click on Reset Password if you can't remember your login information.
2. Click on "CI Records" under "My Links".
3. In the Finances section in your Student Center under "Account Summary" you will see a balance, which is the orientation fee.
  - **\$175.00** for Freshman
  - **\$50.00** for Transfers



4. Click on "Make a Payment"

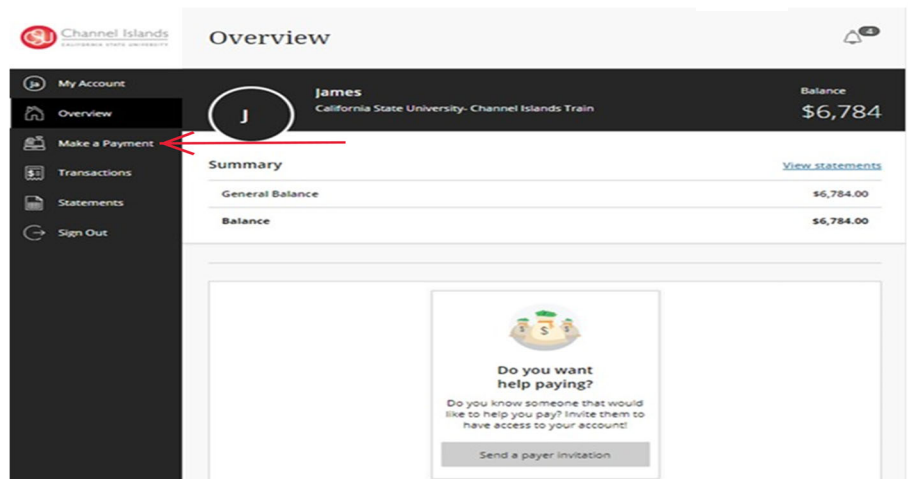


5. Click on "Login to CASHNet"



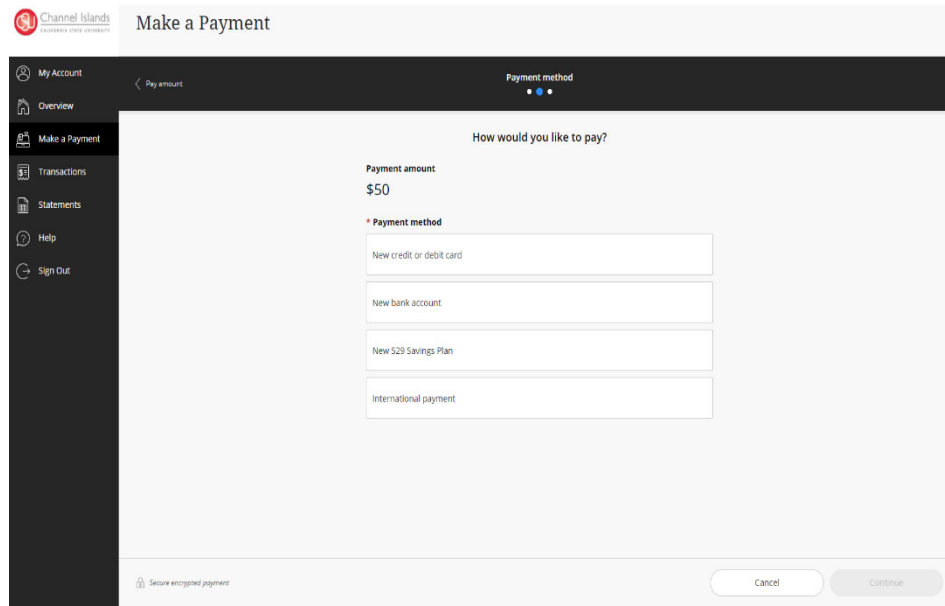
### CASHNet:

1. Click on Link that says "Make Payment" on the left menu bar.
2. Click on "General Balance"
3. Enter **\$175.00** or **\$50.00** for the orientation fee in the "Amount" box.
4. Click on "Add to Shopping Cart"
5. Click on "Checkout"

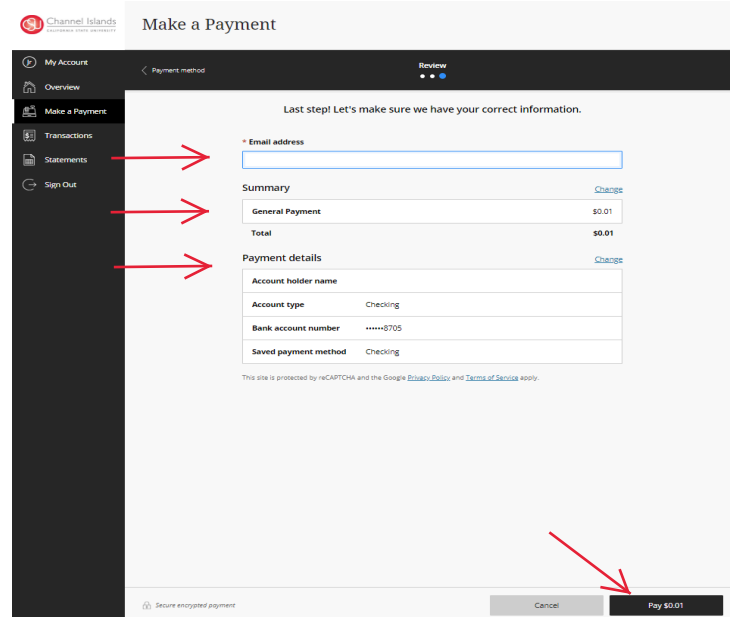


Select the Method of Payment then, click “Continue Checkout”.

- \*E-Check option is free of charge.*
- \*CC option will have a 2.65% added merchant convenience fee*
- \*Funds must be readily available.*
- There will be a \$25 fee for insufficient funds and if incorrect account information is submitted*



6. Fill in all required account information
7. Verify email address.
8. Verify payment amount.
9. Click “Pay”
10. For your own protection, always remember to log out and close the browser.



If you need further assistance, you may email us at [sbs@csuci.edu](mailto:sbs@csuci.edu), call us at (805) 437-8810 or visit us in Sage Hall.